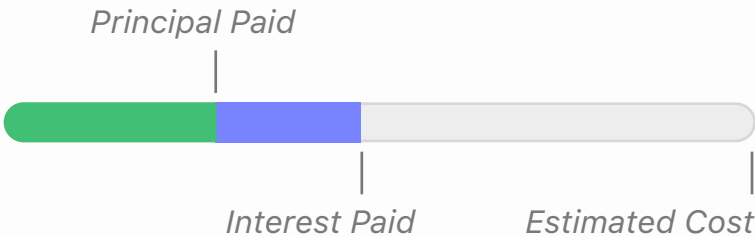
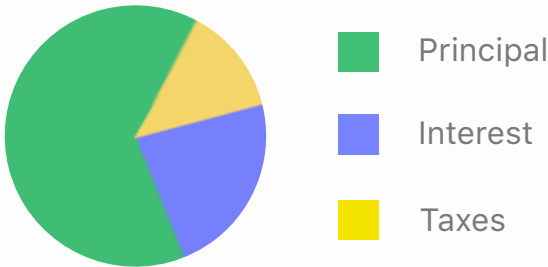


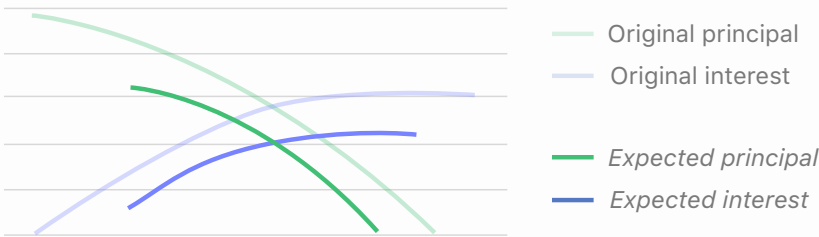
TRACK YOUR PRINCIPAL AND INTEREST



PAYMENT BREAKDOWNS



COMPARE ACTUAL VS EXPECTED PROGRESS



AMORTIZATION SCHEDULE

#	Date	Principal	Interest	Total	Loan Balance
1	08/22/16	\$894.10	\$287.00	\$1,548	\$146,389
2	09/22/16	\$894.25	\$286.55	\$1,548	\$144,891
3	10/22/16	\$895.10	\$286.10	\$1,548	\$143,293

*\*Images are for demonstration purposes only*